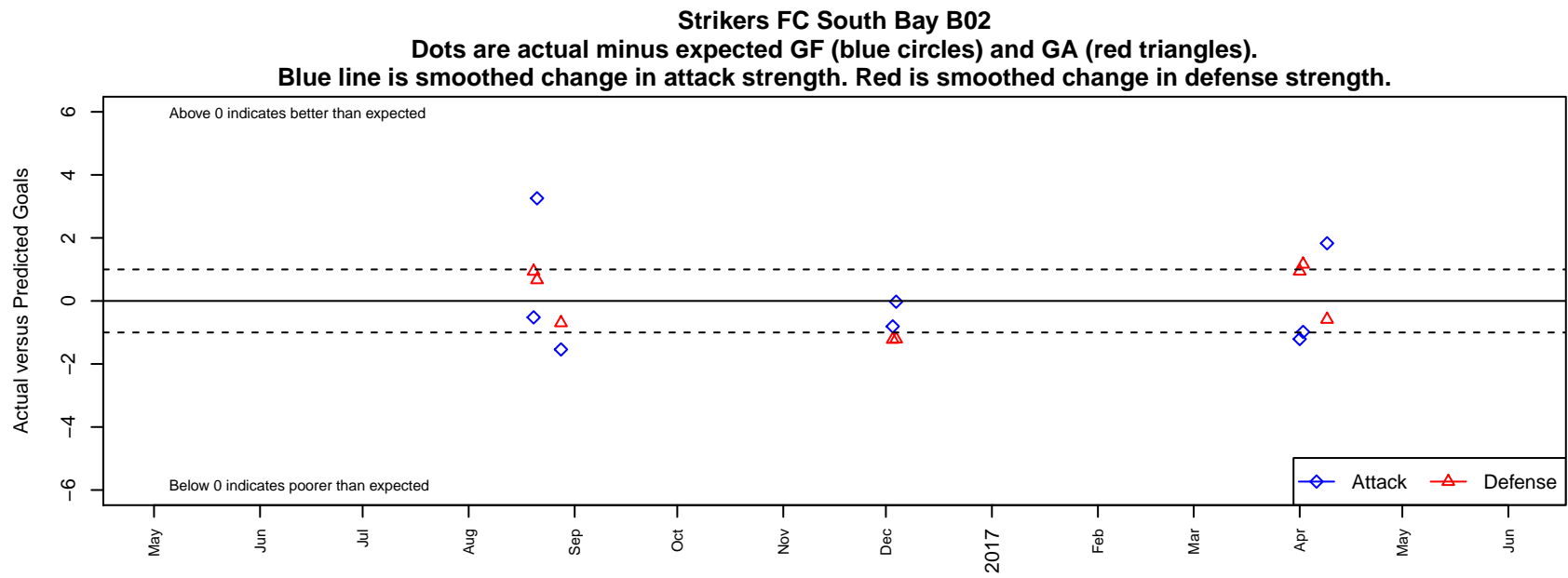


Strikers FC South Bay B02

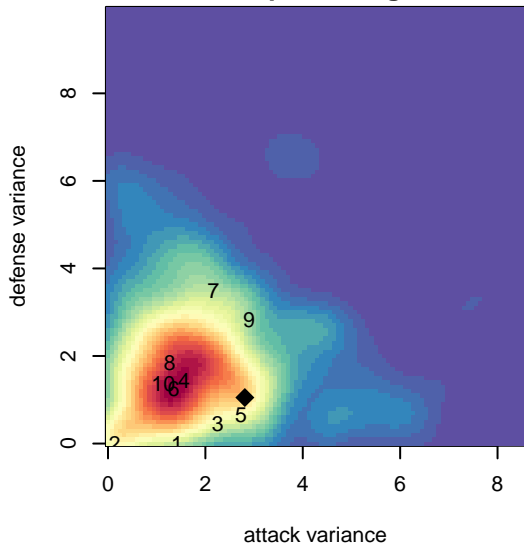
, CAS
B02 total strength=1787
attack=29.58 defense=31.7

alt names used:
Strikers South Bay – 2002/BU15

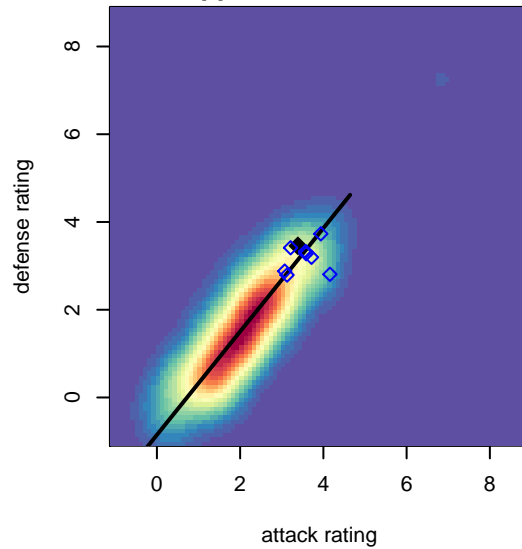
Venues played:
2016 FWRL CAS B02



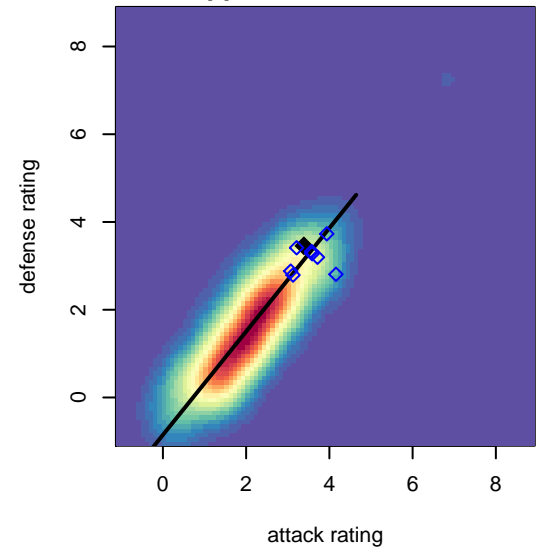
**attack and defense variance (black dot)
relative to other teams
and top 10 in region**



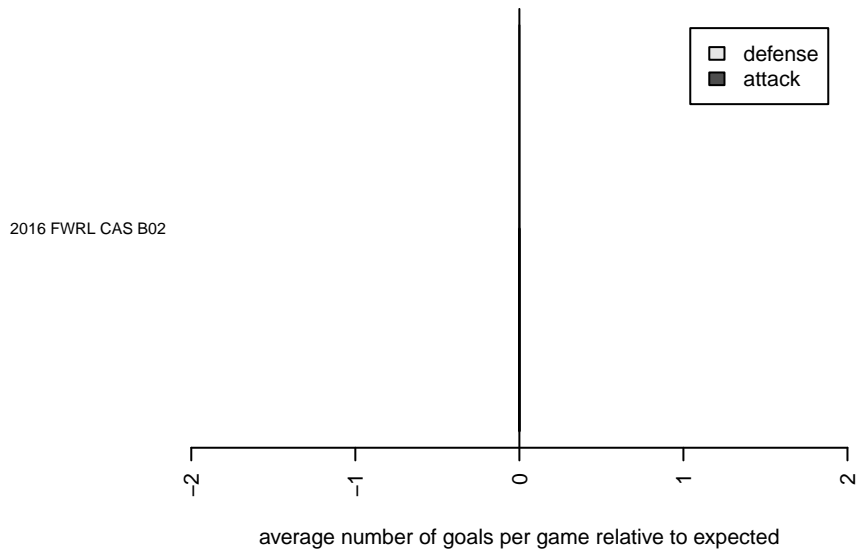
**attack and defense rating
relative to others at age
and all opponents in last 13 months**



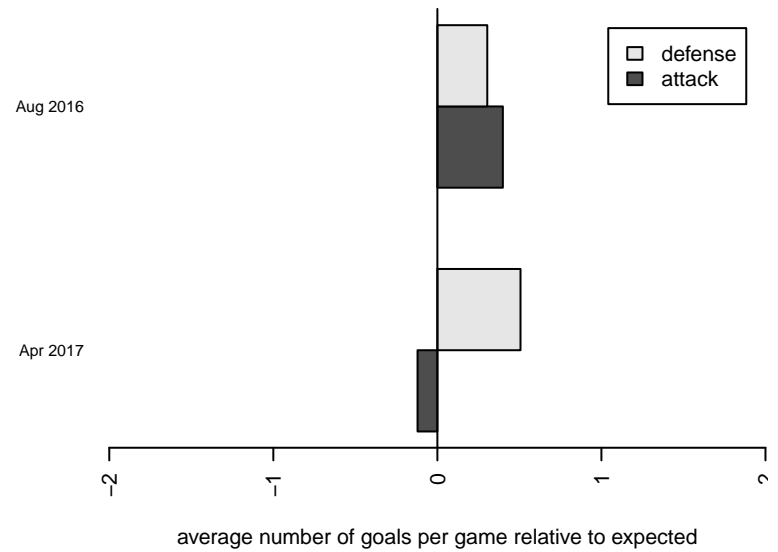
**attack and defense rating
relative to others at age
and all opponents in last 13 months**



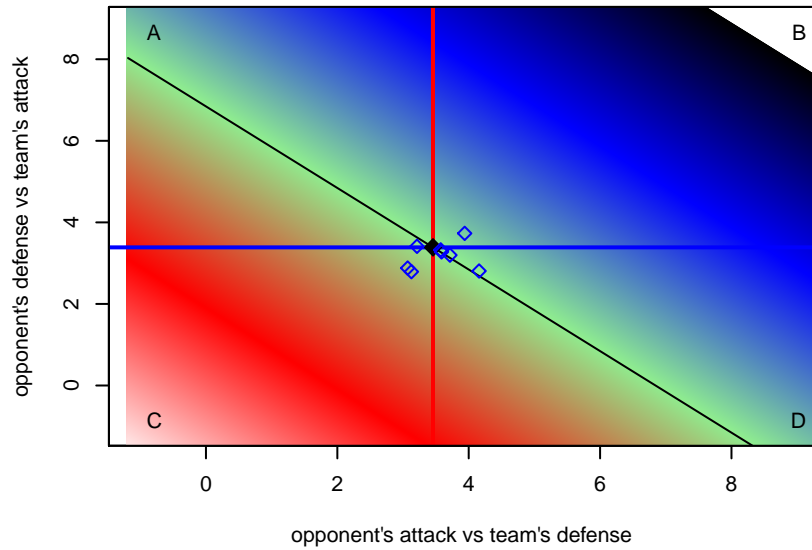
Performance relative to 13 month average



Performance relative to 13 month average



Distribution of opponents
 Red = Lose zone, Blue = Win zone, Green = Even
 Black line separates win/lose zones



lot. A=Neither has attack advantage, B=Opponent has both attack and defense advantage, C=Opponent has both attack and defense disadvantage, D=Both have

date	home		away		venue	pred.home	pred.away
2017-04-09	Strikers FC South Bay B02	3	TFA California B02	2	2016 FWRL CAS B02	1.17	1.41
2017-04-02	Strikers FC South Bay B02	0	FC Golden State B02	0	2016 FWRL CAS B02	0.98	1.16
2017-04-01	Strikers FC South Bay B02	0	LA Galaxy South Bay Elite B02	0	2016 FWRL CAS B02	1.21	0.94
2016-12-04	Strikers FC South Bay B02	2	AC Brea Red B02	2	2016 FWRL CAS B02	2.02	0.79
2016-12-03	West Coast FC B02	3	Strikers FC South Bay B02	0	2016 FWRL CAS B02	1.78	0.81
2016-08-28	Strikers FC South Coast B02	2	Strikers FC South Bay B02	0	2016 FWRL CAS B02	1.30	1.54
2016-08-21	Beach FC South Bay Black B02	1	Strikers FC South Bay B02	5	2016 FWRL CAS B02	1.67	1.74
2016-08-20	Strikers FC South Bay B02	1	Albion SC Academy B02	0	2016 FWRL CAS B02	1.52	0.94